




## **L132B / L132T**

**Professional & Ultrathin LED Light**



Thank you for using Viltrox LED Light !

\* Before setting the Viltrox LED Light on your camera, please read this instruction so that all the function of the LED Light will be implement.



## Warning

Below are wrong operation which will cause damage to people.

- ⊙ Please do not flash the LED Light when its head is facing people's eyes in short distance (especial for baby's eyes), this may cause vision disorder in a short time. When using this LED Light shoot babies, please set it at least 1 meter from babies or use he reflector flash light to reduce the damage rate to their eyes.
- ⊙ Please do not use the LED Light near the chemicals, special substance or the inflammable gas. These matters may be sensitive to the momentary hard light in the specific situation. It may cause the fire disaster or electromagnetic interference. Please be attention to the related warning sign in these places.

### ⊙ Attention

- ⊙ Please do not put the product into the situation that the temperature is higher than 40°(eg: Car Rear), it may damage the components of the LED Light.
- ⊙ This product is not designed with preventing the dust, splash and water, please pay attention to prevent water and moist in rainy day and the damp environment.
- ⊙ Please don't use the organic solvent to clean the surface of the LED Light, such as the diluents, alcohol and so on. It may damage the outer component.
- ⊙ Please do not use it under the strong rays for a long time, in order to avoid the lamp body too hot to damage. It will emit some heat under the normally used situation.



## Product features

Viltrox L132B/132T is the video light for DSLR and camcorder. It adopts newest LED technology which is more efficient and durable. The high definition LCD display let the operation interface is clear. It has two kinds of power supply modes ( Lithium battery and DC power ). You can adjust the brightness and color temperature steplessly. It can supply perfect and enduring fill-in light when shooting and recording.

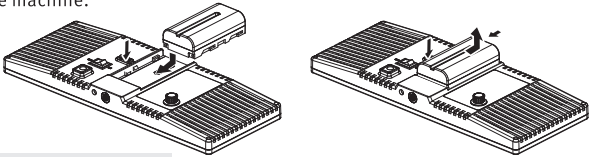


## The way of power-up and battery install

Vltrox LED light have two kinds of power supply mode. You can use Lithium battery when outdoor and use AC adapter when indoor.

### ⊙ Li-battery installing

According to the mode that sign on the LED Light. Purchase the lithium with the same mode, as the polarity of the battery marked on the LED Light to fix it into the machine.



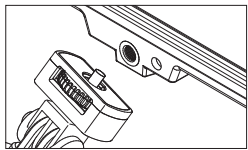
### ⊙ DC power supply

According to the DC power specification signed on the LED Light, choose the right power source adapter, after connecting the power source adapter well, insert the power source as the mark on the LED Light.



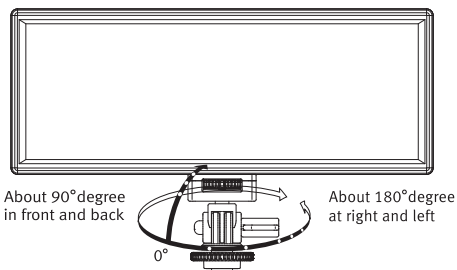
## Install adapter

1. Make the hot shoe adapter align at threaded hole of the LED light then clockwise tighten the hot shoe adapter.
2. Make the screw of the tripod insert to tripod port of this LED light. Then turn left to the end of the turntable to make it fix on the camera firmly.



### ⊙ Adjust the angle

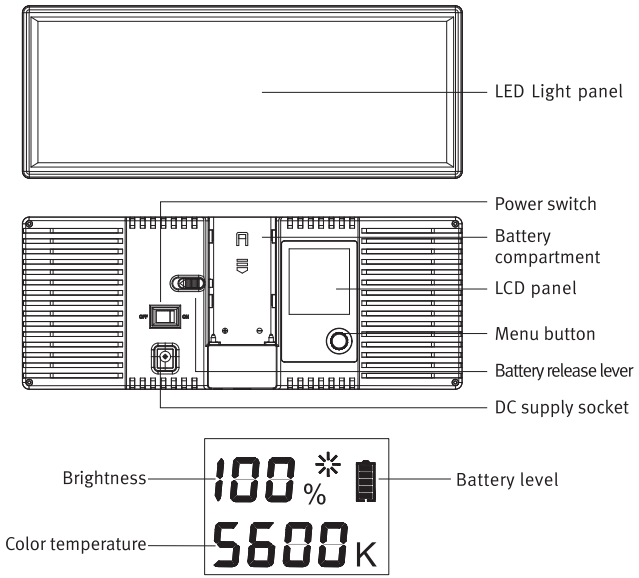
You can adjust the angle of the Viltrox LED Light with the hot shoe adapter.




Attention: Don't use strong power to up and spin. Please adjust the LED Light angles according to the photography environment or your creative inquire.





## Identifying the parts and functional operation





### REPEATER OPERATION :

Turn on the power switch, the LCD screen will show the relative parameters. The brightness and color temperature parameters can be adjusted by adjusting [  ] button,

### L132B LED Light Functions and Operation:

Press [  ] button, brightness value will be increased or decreased by 10%(10%-100%). When rotating [  ] button, brightness value parameters will be increased or decreased by 1%.

### L132T LED Light Functions and Operation:

Press [  ] button to switch brightness and color temperature. When rotating [  ] button, the brightness(20-100%) or color temperature( 3300k~5600k) parameters will be increased or decreased.



## Specifications

Model	L132B LED Light	L132T LED Light
Color temperature	5400K ±100(Fixed)	3300K~5600K (can be adjusted)
Brightness range	10%~100% ( can be adjusted)	20%~100% ( can be adjusted)
Max. brightness / illuminance	1082 LM / 870Lux/0.5M	1065 LM / 835Lux/0.5M
Power	16.2W	
Continue light time	2.2h (100% Full , NP-F750)	
Color rendering index	95 (RA)	
Input power	Li-battery NP-F550/F750/F960 series,12V/2A,DC005 General interface	
Dimension	255mm ×100mm ×30mm	
Weight	Approx. 290g	
Accessory	LED Light ×1 Hot shoe adapter ×1 User manual×1 Warranty ×1	